


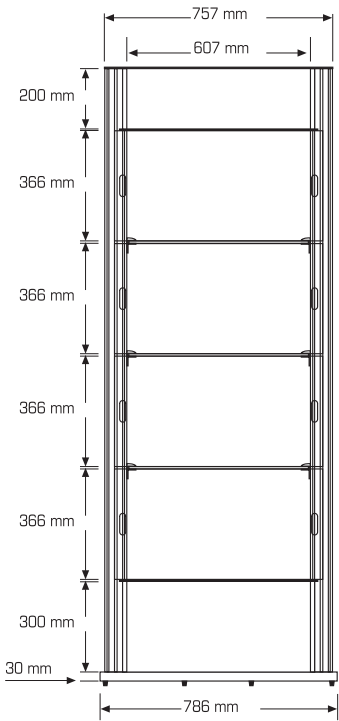




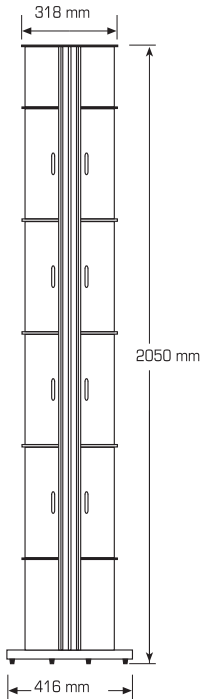
SHOPFITTING DISPLAYS



A knockdown trade show display or a permanent retail fixture. Elegant high-quality anodised aluminium modular showcase. Header and graphics area available to print your company logo or promotional images. 3 tempered glass and 1 acrylic shelves each 316 mm deep and 595 mm wide. Total height 2050 mm.







DESIGNED BY ORES, MAY 2008

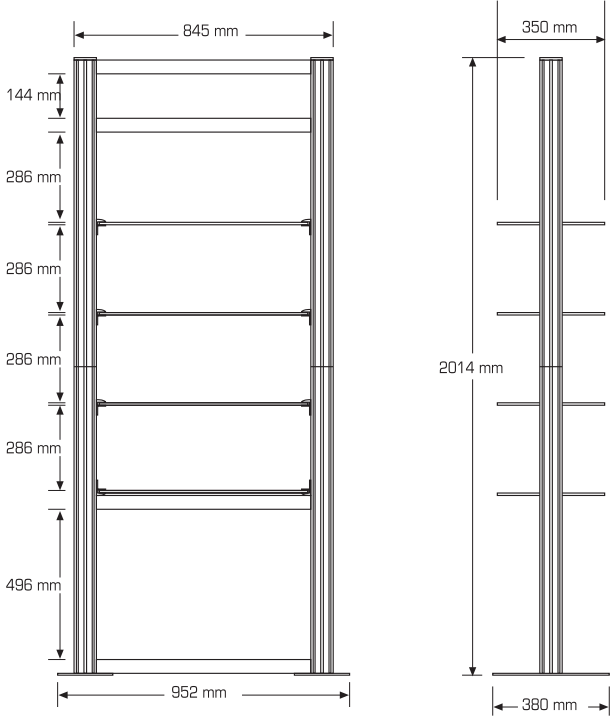


MATERIAL: Silver color (anodised) aluminium			
ITEM CODE	SHELF SIZE	TOP LOGO AREA	BOTTOM LOGO AREA
CDOLAP	595 X 316 mm	710 X 200 mm	710 X 300 mm

This product's system is licensed. PATENT NO: TR 2008 08367 Y



DESIGNED BY MAY 2008





MATERIAL: Silver color (anodised) aluminium

ITEM CODE	SHELF SIZE	TOP LOGO AREA	BOTTOM LOGO AREA
CRAF	670 X 330 mm	700 X 144 mm	700 X 496 mm

This product's system is licensed. PATENT NO: TR 2008 08367 Y

A knockdown trade show display or a permanent retail fixture.
Elegant high-quality anodised aluminium modular console. Header and graphics area available to print your company logo or promotional images. 4 tempered glass shelves each 330 mm deep and 670 mm wide. Total height 2014 mm.



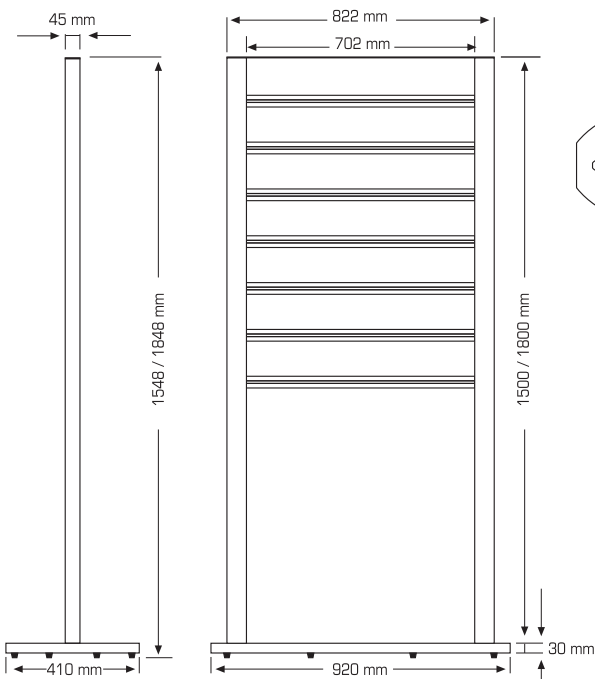

BROCHURE HOLDERS	
MATERIAL: 3 mm clear acrylic	
ITEM CODE	SIZE
BHSW 1121	120 x 220 mm
BHSW 1521	150 x 220 mm
BHSW 2130	220 x 310 mm

STEEL HOOK	
MATERIAL: Galvanised steel	
ITEM CODE	LENGHT
ASW 100	100 mm
ASW 150	150 mm
ASW 200	200 mm

POSTER HOLDER	
MATERIAL: 3 mm clear acrylic	
ITEM CODE	POSTER SIZE
PSW 030042	300 x 420 mm
PSW 050070	500 x 700 mm
PSW 060084	594 x 841 mm

MERCHANDISE SHELF	
MATERIAL: 5 mm clear acrylic	
ITEM CODE	SHELF SIZE
RSW 015025	150 x 250 mm
RSW 020030	200 x 300 mm
RSW 030030	300 x 300 mm

Special designs & sizes
applicable upon your request.



MATERIAL: Natural silver anodised aluminium and melamine faced hardboard panels.		
ITEM CODE	GROOVES	EXTERNAL SIZE
DSS 08221500-7	7	920 x 410 x 1548 mm
DSS 08221800-7	7	920 x 410 x 1848 mm



A very handy display product to put forward your merchandise.

Unlike traditional slatwall panels our grooves are completely constructed from E6-EV1 quality aluminium meaning no cracks or fractures when displaying heavier items.

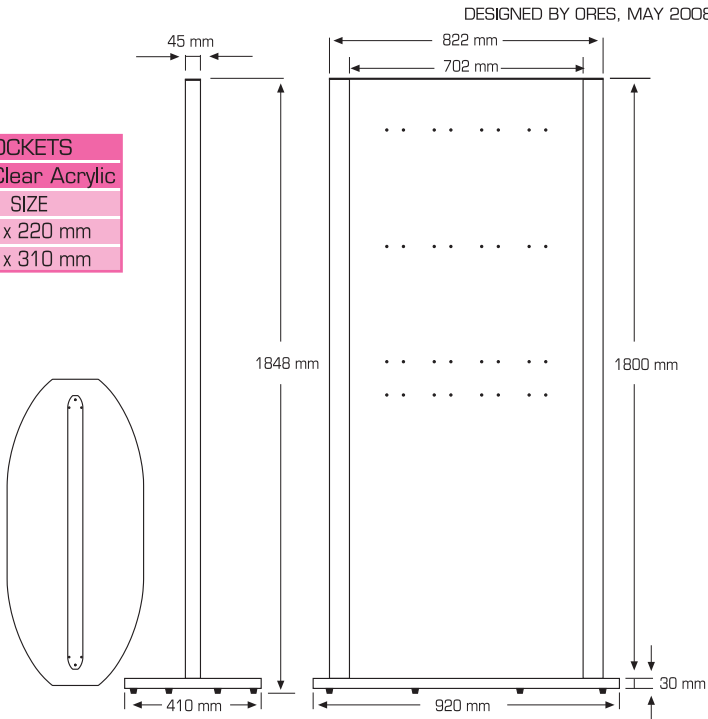
7 grooves for add on pockets.

Main body constructed from 8 mm thick melamine faced hardboard, standing profiles in silver finish aluminium and base from 30 mm thick hardboard.

Double sided.



LITERATURE POCKETS	
MATERIAL: 3 mm Clear Acrylic	
ITEM CODE	SIZE
BHDC 1121	120 x 220 mm
BHDC 2130	220 x 310 mm



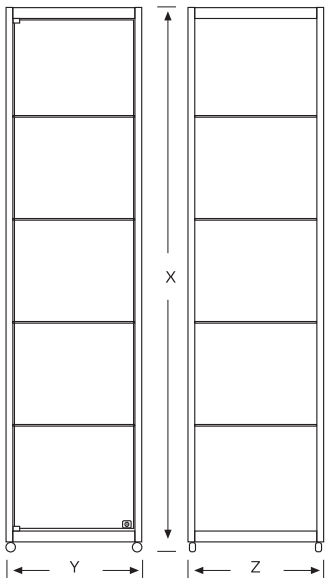




Includes both snap frames and literature pockets serving double duty.
Double sided
Ideal for indoor use in heavy traffic areas.
Main body constructed from 8 mm thick melamine faced hardboard and E6-EV1 quality aluminium.
Flat packed (base unassembled) to save space during transport.

MATERIAL: Natural silver anodised aluminium and melamine faced hardboard panels.		
ITEM CODE	POSTER SIZE	LITERATURE POCKETS
DCS 08221800	500 X 700 mm	4 x A4 or 8 x A4/3

TOWER SHOWCASE - NARROW HINGED DOOR

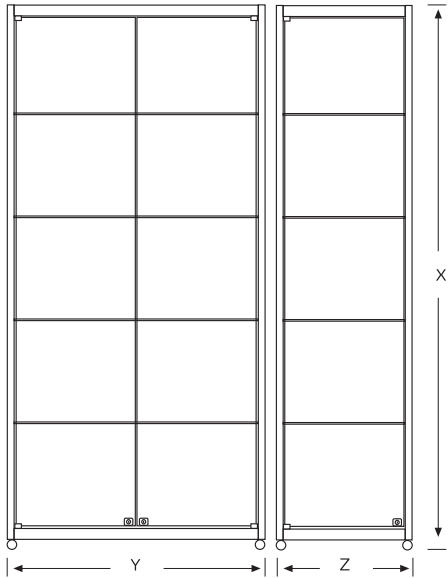


153



Do it yourself design !...
Simple, 10 minutes, 2 person assembly!..
Made with tempered glass panels.
Built up to EU specifications.
4 units, 6 mm thick tempered glass shelves.
5 mm lockable tempered glass doors.
Chrome plated fittings.
Silver anodized aluminium.

MATERIAL: Aluminium & tempered glass	
ITEM CODE	EXTERNAL SIZE (Y*Z*X)
SC 5050200	500 x 500 x 2000 mm

TOWER SHOWCASE - WIDE
HINGED DOOR



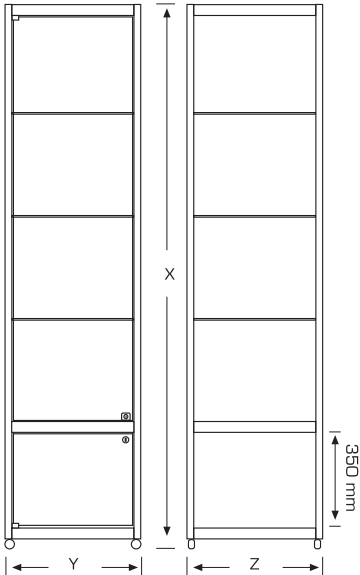


Do it yourself design !...
Simple, 10 minutes, 2 person assembly!..
Made with tempered glass panels.
Built up to EU specifications.
4 units, 8 mm thick tempered glass shelves.
5 mm lockable tempered glass doors.
Chrome plated fittings.
Silver anodized aluminium.

MATERIAL: Aluminium & tempered glass	
ITEM CODE	EXTERNAL SIZE (Y*Z*X)
SC 5095200	500 x 950 x 2000 mm

TOWER SHOW CASE - NARROW HINGED DOOR & LOCKER



155



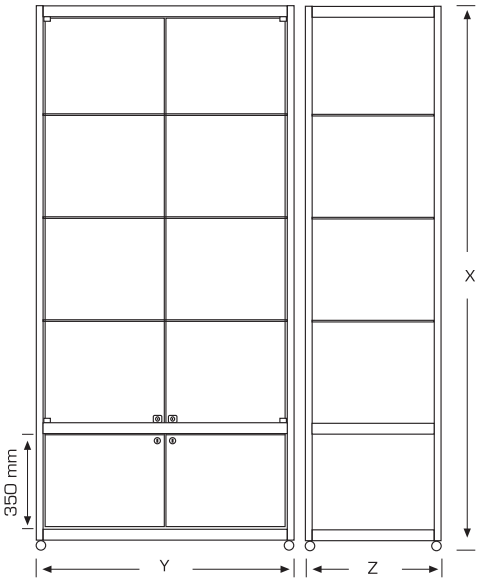
Do it yourself design !...
Simple, 10 minutes, 2 person assembly!..
Made with tempered glass panels.
Built to EU specifications.
Three adjustable bevelled edge glass shelves.
6 mm thick tempered glass shelves.
5 mm lockable tempered glass door (lock included)
Lockable storage cupboard (lock included)
Lockable castors.
Chrome plated fittings.
High quality silver anodized aluminium structure.

MATERIAL: Aluminium & tempered glass	
ITEM CODE	EXTERNAL SIZE (Y*Z*X)
SCD 5050200	500 x 500 x 2000 mm

TOWER SHOWCASE - WIDE
FLAP GATE & STORAGE




Do it yourself design !...
Simple, 10 minutes, 2 person assembly!..
Made with tempered glass panels.
Built up to EU specifications.
Three adjustable bevelled edge glass shelves.
8 mm thick tempered glass shelves.
5 mm lockable tempered glass door(lock included).
Lockable storage cupboard (lock included).
Lockable castors.
High quality silver anodized aluminium structure.



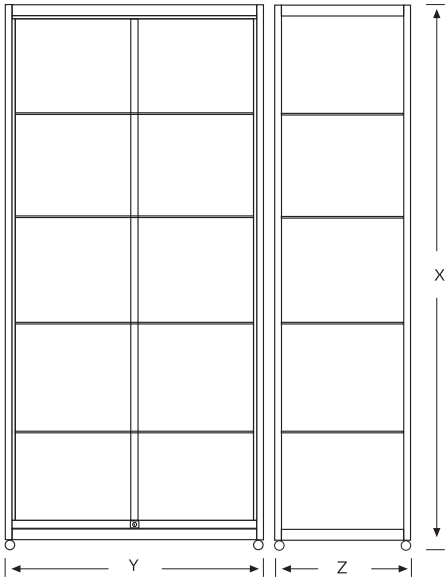
MATERIAL: Aluminium & tempered glass	
ITEM CODE	EXTERNAL SIZE (Y*Z*X)
SCD 9550200	950 x 500 x 2000 mm

TOWER SHOWCASE - WIDE SLIDING DOORS

157





Do it yourself design !...
Simple, 10 minutes, 2 person assembly!..
Silver anodise finish aluminium frame.
Melamine faced chipboard downside and upside panels.
5mm toughened glass and lockable sliding doors.
8mm toughened glass shelves.
Polished edge finish to all glass doors and shelves.
Adjustable height shelves.
Lockable twin wheel swivel castors.

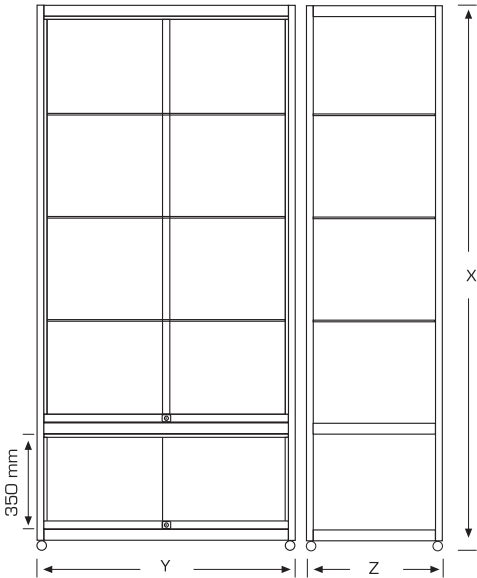


MATERIAL: Aluminium & tempered glass	
ITEM CODE	EXTERNAL SIZE (Y*Z*X)
SCS 9550200	950 x 500 x 2000 mm

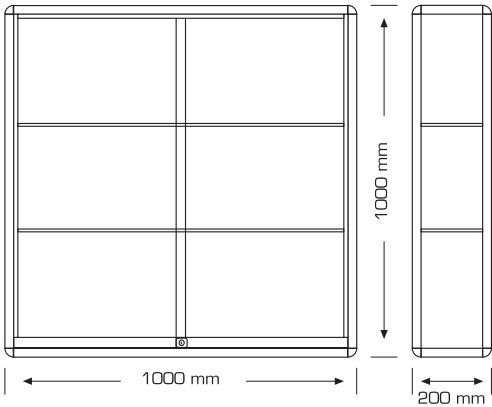

TOWER SHOWCASE - WIDE
SLIDING DOORS & LOCKER



Made with tempered glass panels.
Built to EU specifications.
3 adjustable bevelled edge, 8 mm thick tempered glass shelves.
Twin, 5 mm lockable tempered Sliding glass doors.
Chrome plated fittings.
Lockable glas door (lock included).
Lockable storage cupboard (lock included).
Lockable castors.
High quality silver anodized aluminium structure.
Solid white storage panels.



MATERIAL: Aluminium & tempered glass	
ITEM CODE	EXTERNAL SIZE (Y*Z*X)
SCSD 9550200	950 x 500 x 2000 mm

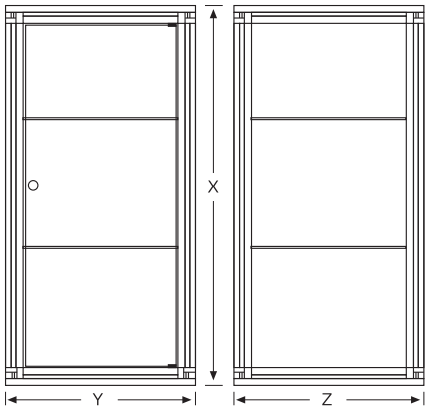


Made with tempered glass panels.
Solid white back panel.
Built up to EU specifications.
2 adjustable bevelled edge, 8 mm thick tempered glass shelves.
Twin, 5 mm lockable tempered Sliding glass doors.
Chrome plated fittings.
Lockable glass doors (lock included).
High quality silver anodized aluminium structure.

MATERIAL: Aluminium & tempered glass	
ITEM CODE	EXTERNAL SIZE (Y*Z*X)
SCSW 10020100	1000 x 200 x 1000 mm

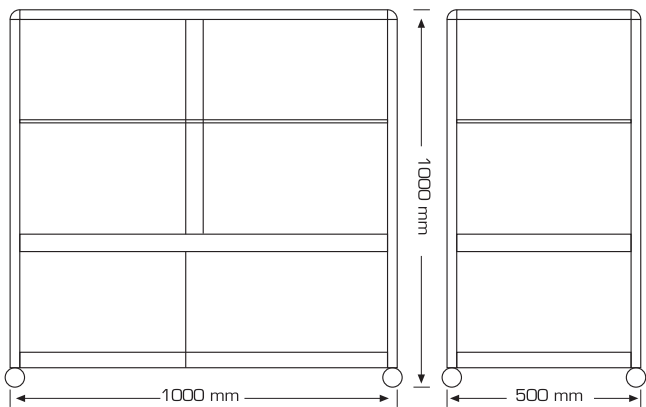



DESIGNED BY ORES, JANUARY 2012



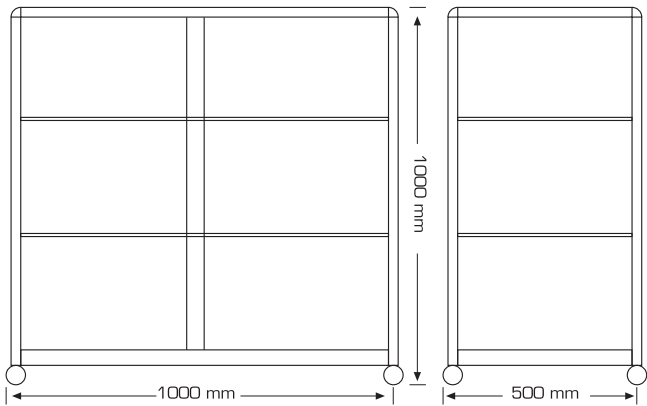

Our new range of portable folding furniture,
The perspex Tower Showcase.
The Units can be used one above the other to create
tower showcases or two units side by side, instead of a **counter**.
Innovative folding showcase units can fold flat for easy transport
and storage.
Simple to disassemble, easy to transport.
2 hinged doors, 4 glare shelves.
Flat packed & individually boxed.
500 x 500 x 2000 mm high.
These folding showcases have a white melamine finish on the base
and top to coordinate in all environments.

MATERIAL: Aluminium & tempered glass	
ITEM CODE	EXTERNAL SIZE (Y*Z*X)
SCF 5050100	500 x 500 x 1000 mm x (2)



Full-vision tempered glass construction, much more durable, much less risk of breaking than traditional glass cabinets.
Locking doors keep merchandise safe.
These glass displays ship unassembled. Easy assembly!..
High quality silver aluminium structure.
Lockable sliding glass doors (lock included)
Lockable storage cupboard (lock included)
Lockable castors.
Two adjustable bevelled edge glass shelves.
Chrome plated fittings.
This shop counter is perfect for a wide variety of shops, jewellers, showrooms, electronic and automotive retailers, exhibitions, museums, reception areas and libraries.

MATERIAL: Aluminium & tempered glass	
ITEM CODE	EXTERNAL SIZE
SCR 10050100	1000 x 500 x 1000 mm



Full-vision tempered glass construction.
These glass displays ship unassembled. Easy assembly.
Glass cabinets feature a full vision tempered glass design,
Much more durable, much less risk of breaking than traditional glass cabinets.
High quality silver aluminium structure.
The rear of the display cabinets includes a set of clear sliding doors for access to the showcasing area, as well as a smaller set of MDF doors.
These lead to a small storage area that runs the entire length of the cabinets.
Both sets of doors include a security lock.
Lockable castors.
Full-length shelf is fully adjustable to accommodate merchandise of varying heights!
All toughened glass and melamin faced chipboard.
Chrome plated fittings.
This shop counter is perfect for a wide variety of shops, jewellers, showrooms, electronic and automotive retailers, exhibitions, museums, reception areas and libraries.

MATERIAL: Aluminium & tempered glass	
ITEM CODE	EXTERNAL SIZE
SCRD 10050100	1000 x 500 x 1000 mm